

Gateway Level 1 Award in Performing Arts
Portfolio of Evidence



Teacher:.....Natalie.....

Student:.....EXAMPLE.....

Scribe disclaimer

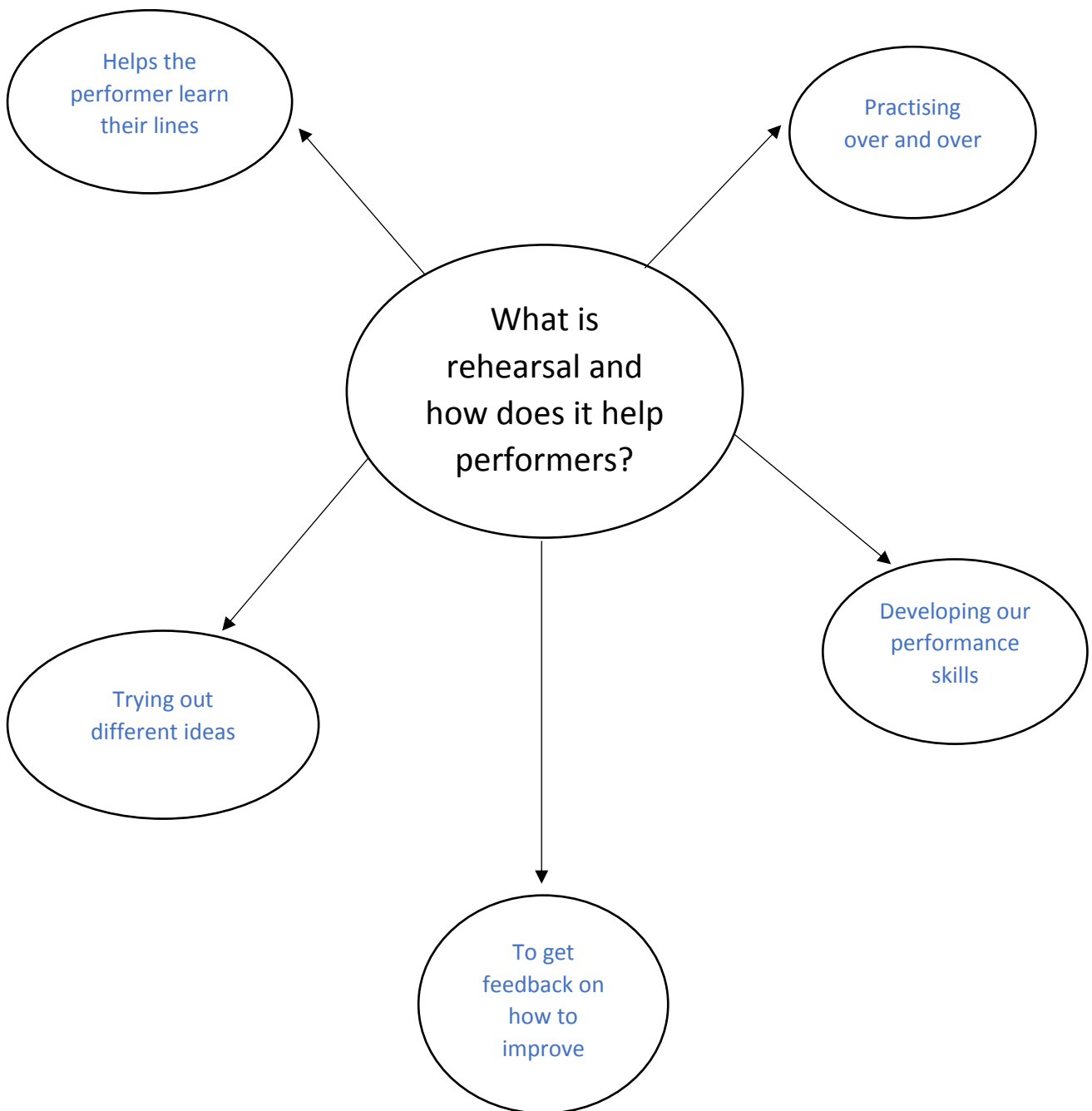
(To be completed if applicable)

The following work has been completed by the learner with support from a scribe. The work is that of the learner and it has been dictated to the scribe.

Learner	Date	
Name (Please print)		
Signature		
Scribe	Date	
Name (Please print)		
Signature		
Teacher	Date	
Name (Please print)		
Signature		

What is Rehearsal?

Unit	Learning Outcome
Performance Skills	1.1 Describe the benefits of practice routines



Rehearsal Logs

Unit	Learning Outcome
Performance Skills	1.2 Outline practice routines to develop specific skills
Preparing Performing Arts Work	2.2 develop appropriate ideas 3.1 Work collaboratively with others to allocate roles within group

<u>Date:</u>	
<u>Rehearsal Leader:</u>	
<u>Today's target:</u> •	<u>Achieved?</u>
<u>What did you do today?</u>	
<u>What went well?</u>	
<u>How could it have been better?</u>	
<u>Target for next rehearsal:</u> •	

Performance Skills – Matching Exercise

Unit	Learning Outcome
Performance Skills	2.1 Identify the types of skills that are required for performance

Performance Skill	Explanation
Facial expressions	Where your face matches the emotion your character is feeling
Voice projection	Speaking loudly and clearly
Body language	Where your body matches the emotion your character is feeling
Use of space	Using all of the stage space and not blocking each other
Physicality	Using our bodies to communicate ideas
Characterisation	Making a character

Methods Table

Unit	Learning Outcome
Performance Skills	2.2 Outline methods for developing required skills

Performance Skills	Activity/ Workshop/Game
Focus	Splat
Teamwork	Grandma's House
Confidence	Magic Drama Box
Loud voice	Mr Crocodile
Clear movement	Buzzy bees

Evaluation of Performances

Unit	Learning Outcome
Performance Skills	3.1 Identify own strengths and weaknesses in relation to performance 3.2 Describe ways to develop and improve own performance




What went well?

-
-
-



What didn't go so well?

-
-
-

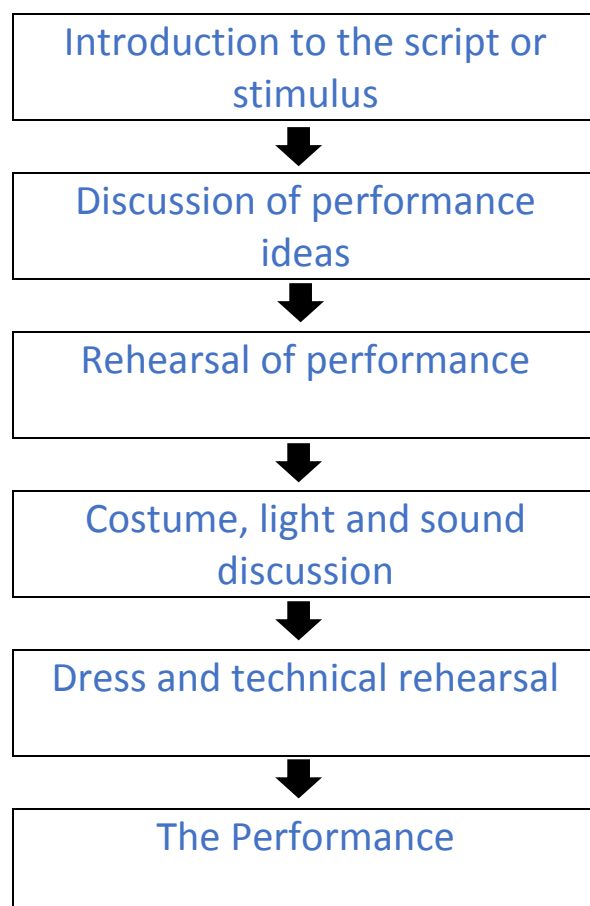


How could you improve your performance for next time?

-
-

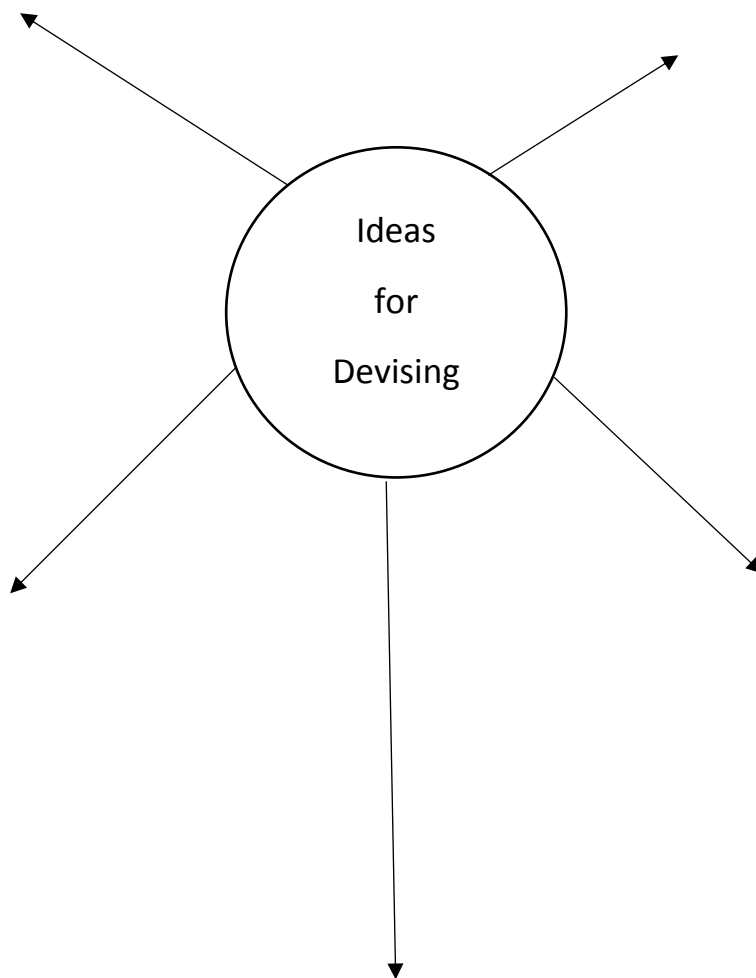
Stages of preparation – Flow Chart

Unit	Learning Outcome
Preparing Performing Arts Work	1.1 Identify the stages in the preparation of performing arts



Devising Ideas

Unit	Learning Outcome
Preparing Performing Arts Work	2.1 Explore ideas for performing arts work



Code of Conduct

Unit	Learning Outcome
Preparing Performing Arts Work	3.2 Identify responsibilities of individual role

(photo of whiteboard ideas and signatures)

Observations

Unit	Learning Outcome
Preparing Performing Arts Work	2.2 Develop appropriate ideas 3.3 Carry out role using appropriate skills 4.1 Be reliable in the preparation of work 4.2 Show a positive attitude in the preparation of work

Student Name:			
Date:			
Learning Outcome	Achieved?		Comments
	Yes	No	
2.2 Develop appropriate ideas			
3.3 Carry out role using appropriate skills			
4.1 Be reliable in the preparation of work			
4.2 Show a positive attitude in the preparation of work			

Peer Assessment

Unit	Learning Outcome
Preparing Performing Arts Work	4.3 Be respectful of others in the preparation of work

Performer's name:	
What was good about their performance?	
What could be improved about their performance?	