

**Data Progress Summary**  
**Half Term 3**  
**2018-2019**

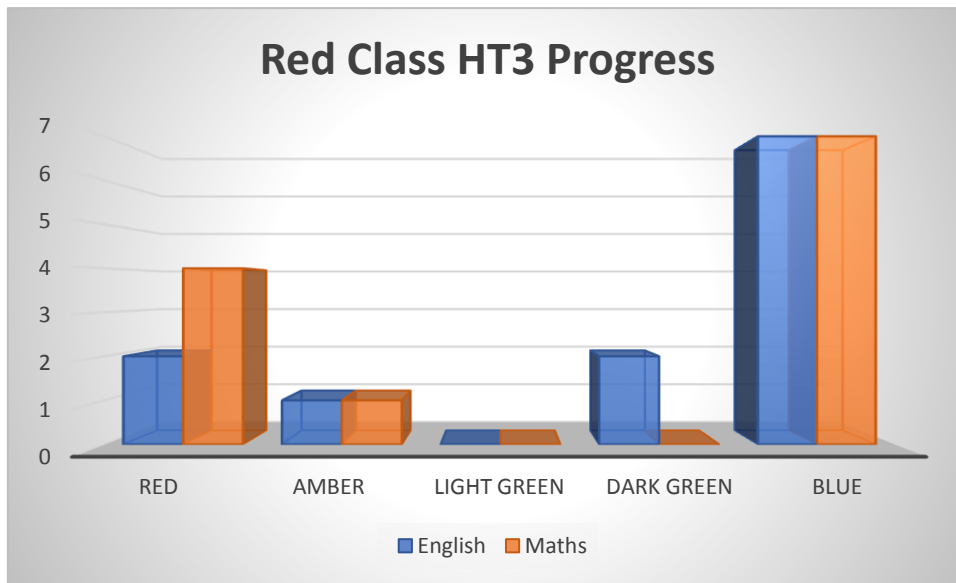
## Pupil Progress at Halesbury School

Since the removal of progression guidance, special schools within the borough have adopted the following boundaries when assessing pupil's progress.

<b>Sector</b>	
<b>0-25%</b>	Lower Quartile
<b>25-50%</b>	Middle Quarter
<b>50-75%</b>	Dudley Special Schools Expected Progress
<b>75%-100%</b>	Halesbury Expected Progress
<b>One 1 P level plus</b>	Exceptional progress

It has been recognised that pupils making 75% and above are making exceptional progress within Dudley Special Schools. However Halesbury wish to have challenge and have therefore set expected progress to 75%-100%.

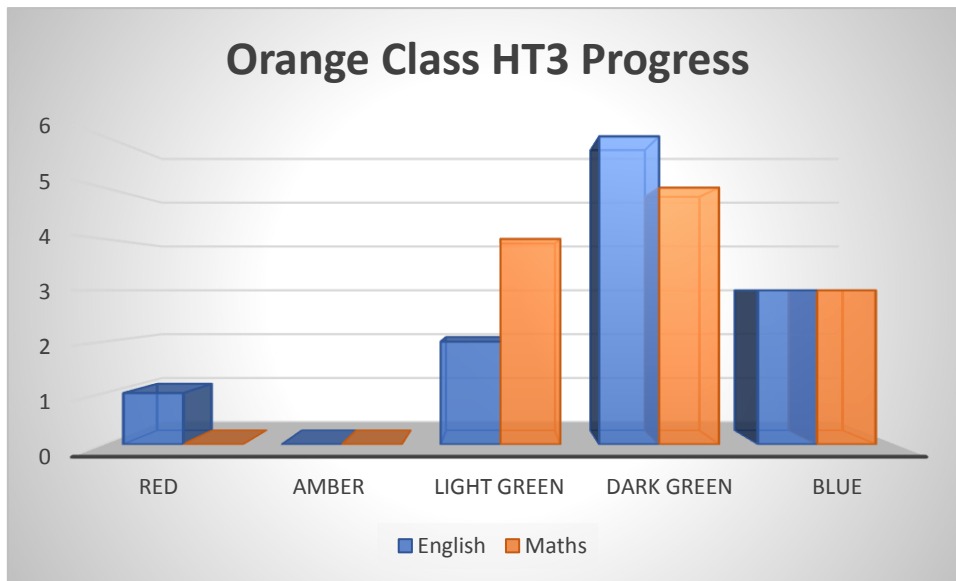
### Red Class Data Analysis Half Term 3



- Dudley Special Schools Expected progress English 0%
- Dudley Special School expected progress in Maths 0%
- Halesbury's expected progress in English 16.6%
- Halesbury's expected progress in Maths 0%
- Exceptional progress made in English 58.3%
- Exceptional progress made in Maths 58.3%

	P8 < English Overall	P8 < English Overall (inc. Speaking, Listening/Speaking & Listening)	P8 < Maths Overall
	0.045	0.045	0.03
	0.185	0.1925	0.1767
	0.15	0.15	0.2333
	0.305	0.1525	0.02
	0.165	0.1325	0.0133
	0.2	0.2	0.21
	2	2.75	2.0233
	2	2.75	1.9233
	2	2.75	1.9233
	0.03	0.015	0.0633
	2	2.75	1.9233
	0.015	0.0225	0.02

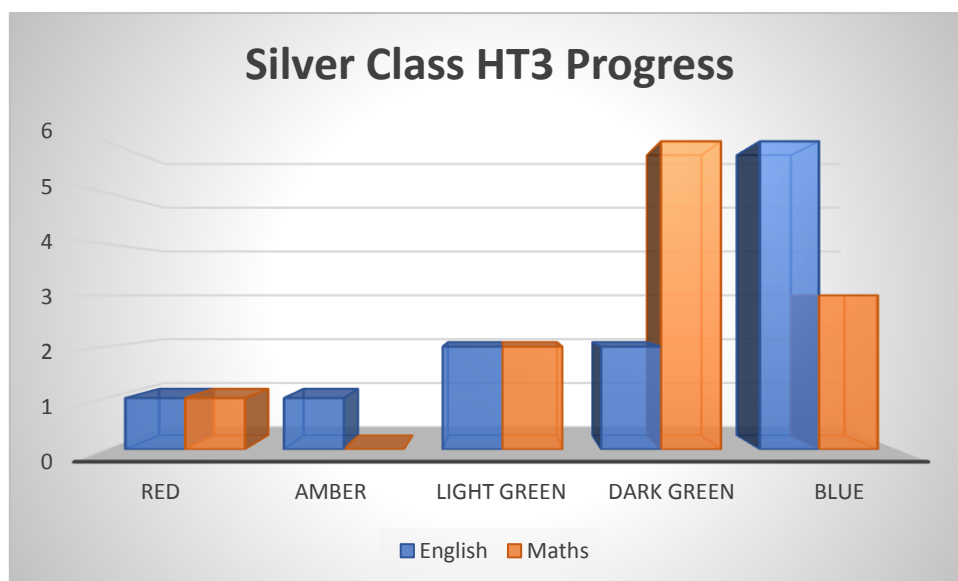
Orange Class Data Analysis Half Term 3



- Dudley Special Schools Expected progress English 16.6%
- Dudley Special School expected progress in Maths 33.3%
- Halesbury’s expected progress in English 50%
- Halesbury’s expected progress in Maths 41.6%
- Exceptional progress made in English 25%
- Exceptional progress made in Maths 25%

P8 < English Overall	P8 < English Overall (inc. Speaking, Listening/Speaking & Listening)	P8 < Maths Overall
0.15	0.19	0.1367
0.165	0.115	0.18
0.015	0.1	0.1333
0.42	0.29	0.12
0.1	0.1075	0.1767
0.235	0.2025	0.1767
0.145	0.165	0.1
0.195	0.195	0.1533
0.13	0.1325	0.1267
0.15	0.125	0.1233
0.1	0.11	0.1367
0.13	0.1475	0.09

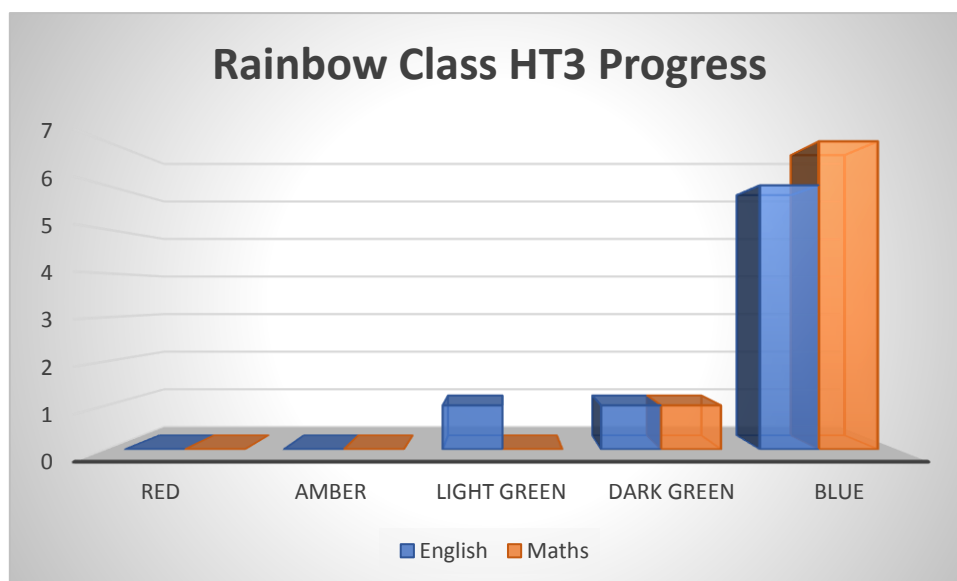
### Silver Class Data Analysis Half Term 3



- Dudley Special Schools Expected progress English 16.6%
- Dudley Special School expected progress in Maths 16.6%
- Halesbury's expected progress in English 16.6%
- Halesbury's expected progress in Maths 50%
- Exceptional progress made in English 50%
- Exceptional progress made in Maths 25%

P8 < English Overall	P8 < English Overall (inc. Speaking, Listening/Speaking & Listening)	P8 < Maths Overall
0.365	0.225	0.26
0.13	0.15	0.22
0.185	0.1925	0.085
0.085	0.1175	0.18
0.05	0.105	0.16
0.485	0.3225	0.16
0.015	0.015	0.0033
0.545	0.405	0.1133
0.145	0.3275	0.1433
0.32	0.335	0.1367
0.235	0.115	0.145
0.085	0.1	0.1467

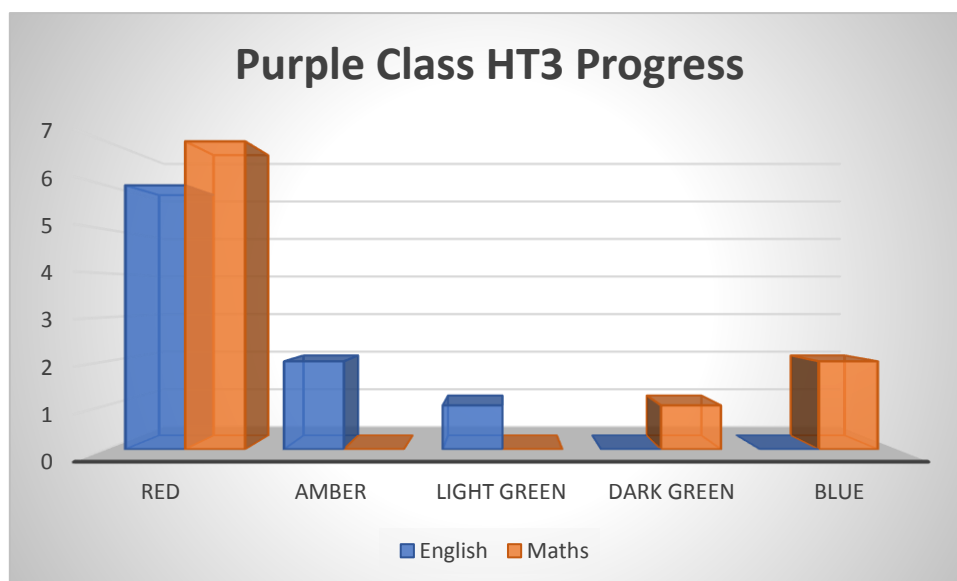
### Rainbow Class Data Analysis Half Term 3



- Dudley Special Schools Expected progress English 12.5%
- Dudley Special School expected progress in Maths 0%
- Halesbury’s expected progress in English 12.5%
- Halesbury’s expected progress in Maths 12.5%
- Exceptional progress made in English 75%
- Exceptional progress made in Maths 87.5%

P8 < English Overall	P8 < English Overall (inc. Speaking, Listening/Speaking & Listening)	P8 < Maths Overall
0.2	0.2	0.2
0.15	0.175	0.1667
0.4067	0.194	0.24
0.25	0.125	0.1617
0.25	0.325	1.86
0.2	0.25	0.2
0.115	0.0725	0.3233
0.2	0.2	0.2333

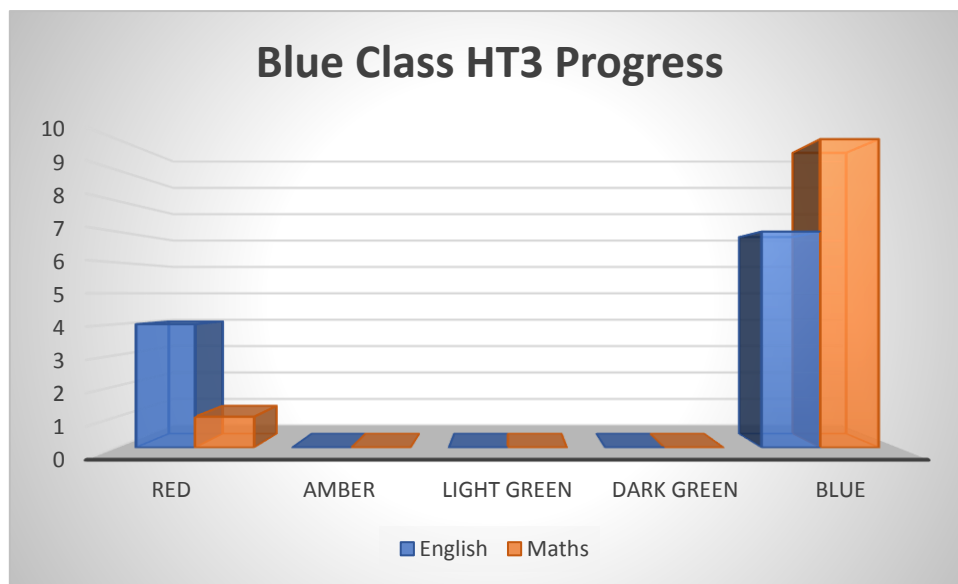
### Purple Class Data Analysis Half Term 3



- Dudley Special Schools Expected progress English 11.1%
- Dudley Special School expected progress in Maths 0%
- Halesbury's expected progress in English 0%
- Halesbury's expected progress in Maths 11.1%
- Exceptional progress made in English 0%
- Exceptional progress made in Maths 22.2%

	P8 < English Overall	P8 < English Overall (inc. Speaking, Listening, Speaking & Listening)	P8 < Maths Overall
	0.03333	0.02	-0.026
	0.02333	0.06	0.012
	0.01	0.006	-0.24
	0.1	0.04	0.17
	0.07	0.034	2.66667
	0.04133	0.0248	-0.326
	0.04333	0.026	-0.16
	0.03233	0.02425	-0.308
	0	0	0

## Blue Class Data Analysis Half Term 3

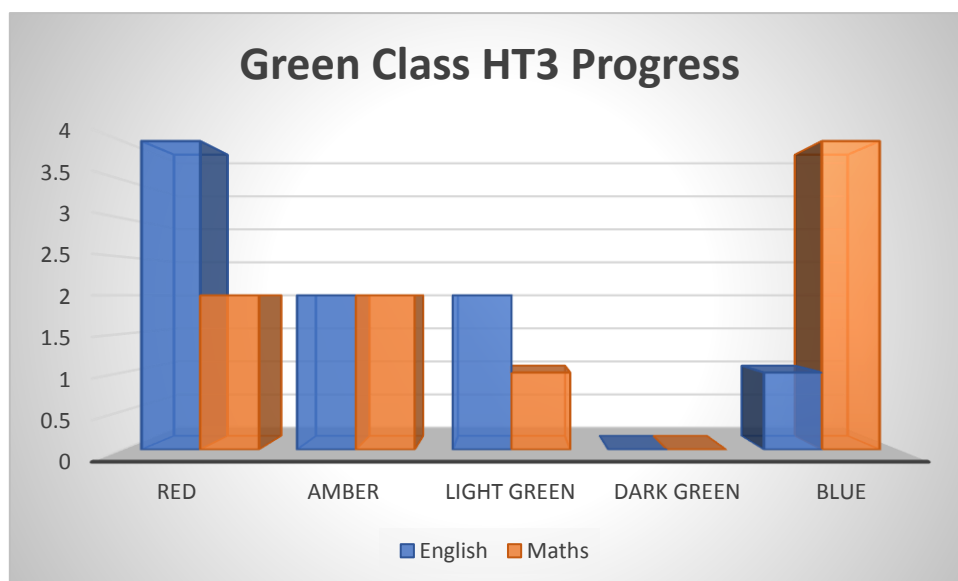


- Dudley Special Schools Expected progress English 0%
- Dudley Special School expected progress in Maths 0%
- Halesbury's expected progress in English 0%
- Halesbury's expected progress in Maths 0%
- Exceptional progress made in English 63.6%
- Exceptional progress made in Maths 90.9%

P8 < English Overall	P8 < English Overall (inc. Speaking, Listening/Speaking & Listening)	P8 < Maths Overall
0.51	0.591	0.328
1.62	1.53833	0.3625
0	-0.08	0.38133
0.865	8.855	0.4975
-1.195	-1.3375	0.23667
3.36	9.355	0.2
0.595	2.105	0.194
0.5	0.685	0.245
5.6	6.425	0.34
-0.5	-0.61	0.54467
-0.535	6.6375	-0.0025



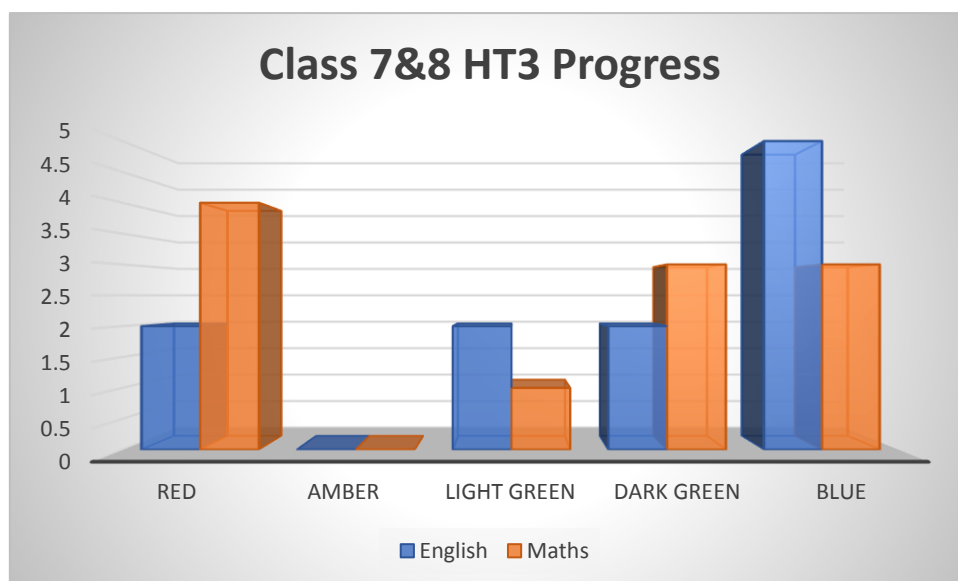
### Green Class Data Analysis Half Term 3



- Dudley Special Schools Expected progress English 22.2%
- Dudley Special School expected progress in Maths 11.1%
- Halesbury's expected progress in English 0%
- Halesbury's expected progress in Maths 0%
- Exceptional progress made in English 11.1%
- Exceptional progress made in Maths 44.4%

	P8 < English Overall	P8 < English Overall (inc. Speaking, Listening/Speaking & Listening)	P8 < Maths Overall
	0.0667	0.335	0.188
	0.0333	0.44	0.376
	0.18	-0.333	0.24
	0.0567	0.0925	0.246
	0	0	0.04
	0.11	0.1575	0.098
	0	0.014	0.046
	0.1133	0.1275	0.038
	0	-0.4	0.058

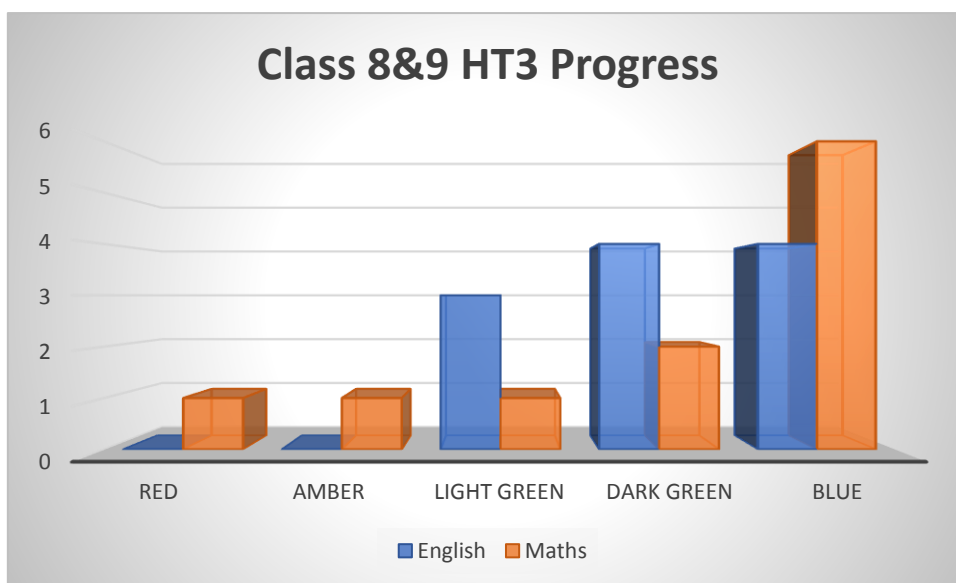
### Class 7&8 Data Analysis Half Term 3



- Dudley Special Schools Expected progress English 18.1%
- Dudley Special School expected progress in Maths 9%
- Halesbury's expected progress in English 18.1%
- Halesbury's expected progress in Maths 27.2%
- Exceptional progress made in English 45.4%
- Exceptional progress made in Maths 27.2%

P8 < English Overall	P8 < English Overall (inc. Speaking, Listening/Speaking & Listening)	P8 < Maths Overall
0.1667	0.175	0.028
0.1667	0.15	0.424
0.1667	0.175	-0.7
0.1333	0.225	0.206
0.1667	0.175	0.318
0.1	0.075	-0.048
0.0667	0.075	0.158
0	0	0.148
0.1333	-0.075	0.072
-0.133	-0.05	0.154
0.2	0.2	0.098
0.1	0.1	-0.118

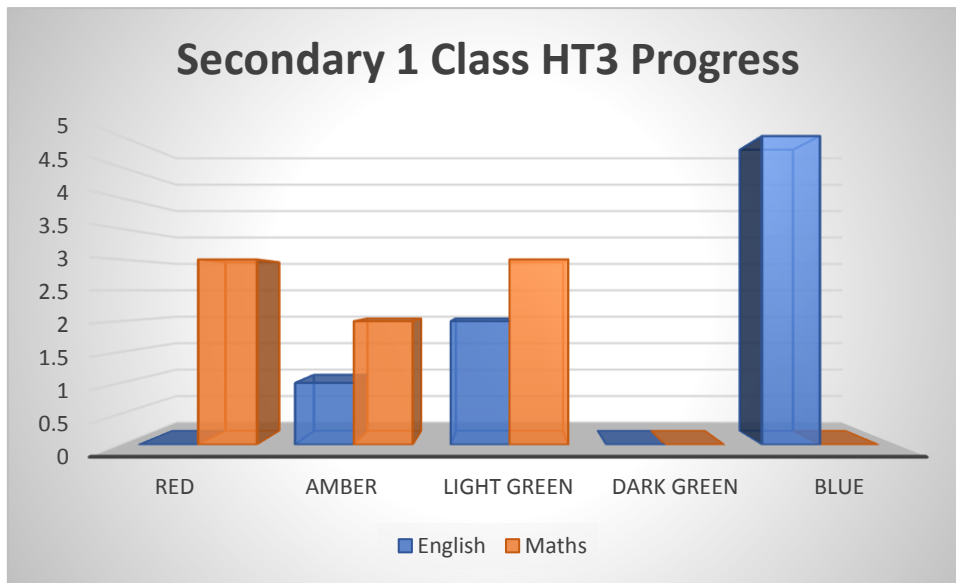
Class 8&9 Data Analysis Half Term 3



- Dudley Special Schools Expected progress English 27.2%
- Dudley Special School expected progress in Maths 9%
- Halesbury's expected progress in English 36.6%
- Halesbury's expected progress in Maths 18.1%
- Exceptional progress made in English 36.6%
- Exceptional progress made in Maths 54.5%

P8 < English Overall	P8 < English Overall (inc. Speaking, Listening/Speaking & Listening)	P8 < Maths Overall
0.1333	0.15	0.24
0.1667	0.175	-0.1
0.1	0.1	0.188
0.2333	0.225	0.058
0.1667	0.175	0.214
0.1333	0.15	0.16
0.2	0.2	0.1
0.1	0.125	0.15
0.1	0.075	0.174
0.1333	0.15	0.306
0.1333	0.125	0.204

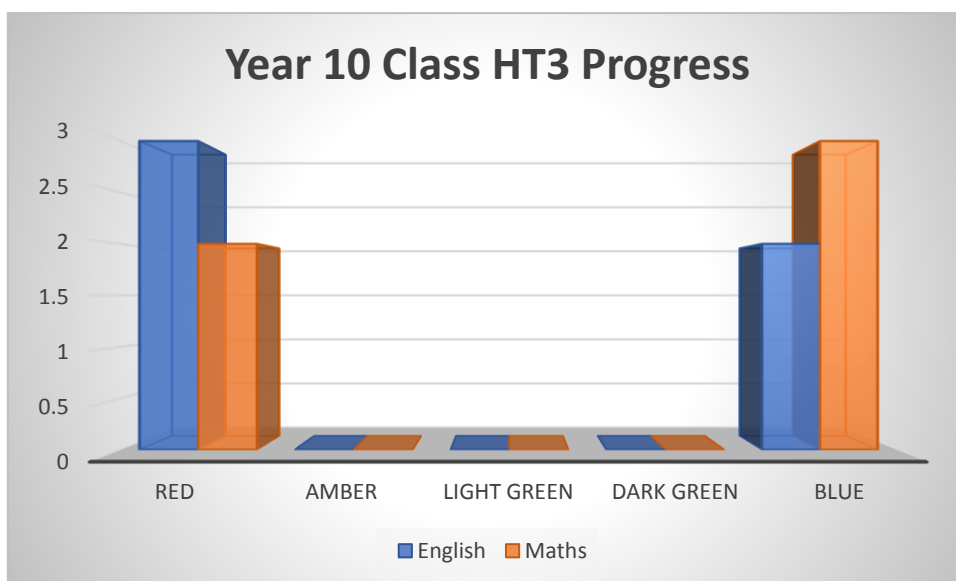
Secondary One Class Data Analysis Half Term 3



- Dudley Special Schools Expected progress English 25%
- Dudley Special School expected progress in Maths 37.5%
- Halesbury’s expected progress in English 0%
- Halesbury’s expected progress in Maths 0%
- Exceptional progress made in English 62.5%
- Exceptional progress made in Maths 0%

P8 < English Overall	P8 < English Overall (inc. Speaking, Listening/Speaking & Listening)	P8 < Maths Overall
0.05	-0.158	-0.053
0.2403	0.4502	0.076
0.2467	0.285	0.1
0.1067	0.1375	0.102
0.18	0.1775	-0.016
0.2367	0.2025	-0.284
0.1233	0.15	0.114
0.58	0.4425	0.068

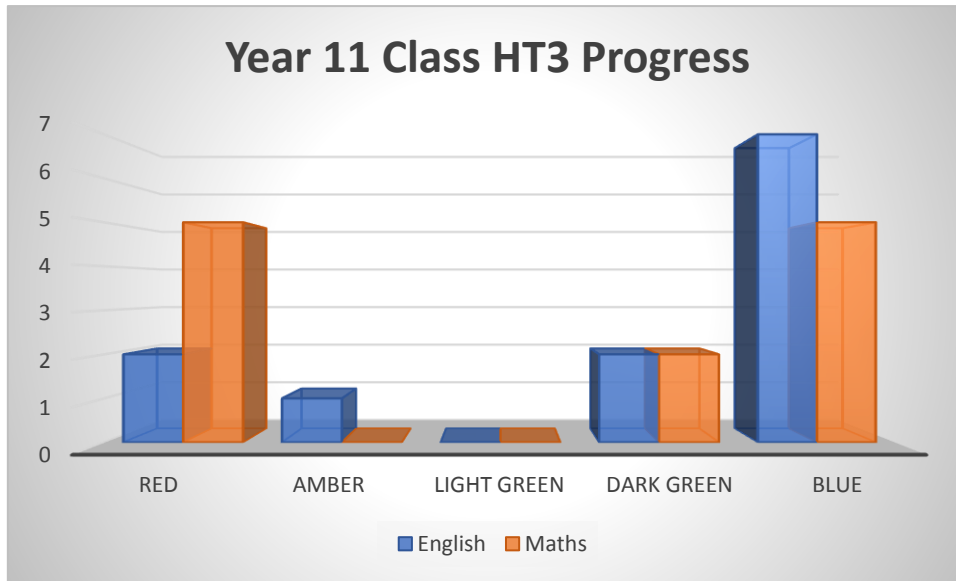
### Year 10 Data Analysis Half Term 3



- Dudley Special Schools Expected progress English 0%
- Dudley Special School expected progress in Maths 0%
- Halesbury's expected progress in English 0%
- Halesbury's expected progress in Maths 0%
- Exceptional progress made in English 40%
- Exceptional progress made in Maths 60%

P8 < English Overall	P8 < English Overall (inc. Speaking, Listening/Speaking & Listening)	P8 < Maths Overall
0	0	0.232
0.7	0.525	0.64
-0.1667	-0.225	-0.094
2.53333	2.125	1.486
-2.53333	-2.125	-1.4

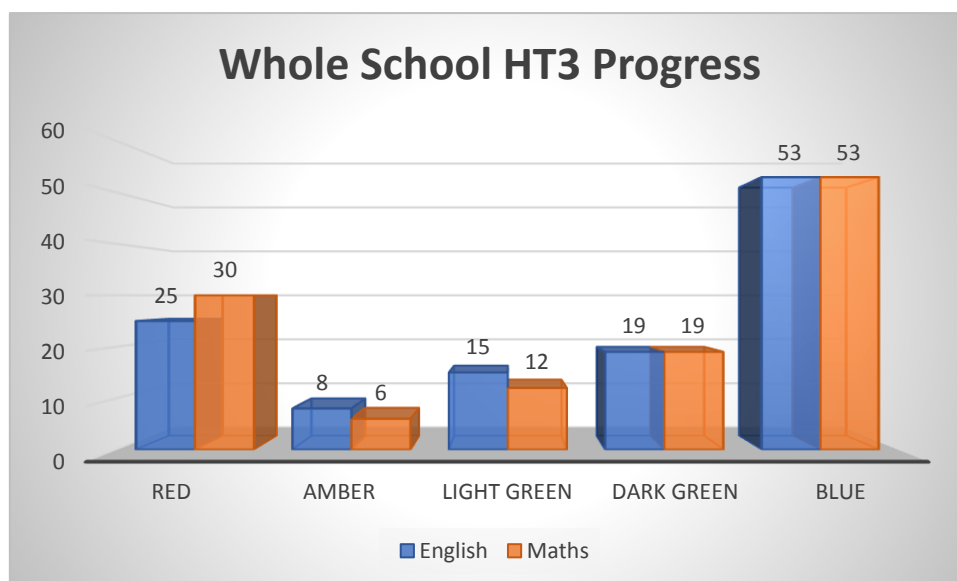
Year 11 Class Data Analysis Half Term 3



- Dudley Special Schools Expected progress English 0%
- Dudley Special School expected progress in Maths 0%
- Halesbury's expected progress in English 18.1%
- Halesbury's expected progress in Maths 18.1%
- Exceptional progress made in English 63.6%
- Exceptional progress made in Maths 54.5%

	P8 < English Overall	P8 < English Overall (inc. Speaking, Listening/Speaking & Listening)	P8 < Maths Overall
	0.2	0.2	0
	0.0333	0.3	-0.048
	0.1667	0.175	0.188
	0.5333	0.7	0
	0.1333	0.1	0.394
	0.3333	0.25	0
	0.3	0.275	0.024
	0.1333	0.2	0.254
	0.4333	0.375	0.394
	-0.1	-0.025	0.132
	0.0667	0.075	0.146
	0.1667	0.175	0.216

## Overall Whole School progress HT3



- Dudley Special Schools Expected progress English 12.5%
- Dudley Special School expected progress in Maths 10%
- Halesbury's expected progress in English 15.8%
- Halesbury's expected progress in Maths 15.8%
- Exceptional progress made in English 44.1%
- Exceptional progress made in Maths 44.1%